

Flexalen® 600 HP


Pre-insulated piping system by Thermaflex®

Extremely flexible
Heat pump connection set



Benefits

- Extreme flexible for Fast and easy installation, Ideal for connecting Mono-block heat pumps
- Highest pressure rating 95°C/8bar
- The corrugated casing pipe, polyolefin foam and polybutylene service pipe are recyclable and Cradle to Cradle Certified® under the label of Flexalen® 600
- Safest choice with homogeneous welding or best performing compression fittings system
- Thermaflex service: Support with integrated network design, calculation tools, training and on-site support



Design Flexalen® 600 HP

Corrugated PE Casing pipe
Flexibility and mechanical protection

Homogenous foamed Polyolefin foam
Closed-cell, CFC-free

Polybutene service pipe, PB-H
With oxygen barrier

Corrugated Conduit pipe, Polyolefin
Easy insertion of cables

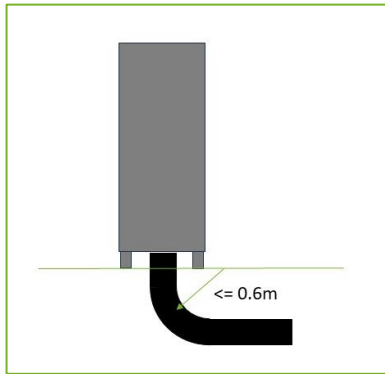
Applications

- Mono-block heat pump connection
- Connection of adjacent buildings


Disclaimer

00.021,051 v1 – 06/13/2023 All recommendations and information provided on this data sheet are based on our knowledge and experience. Product specifications are intended as guidelines. Since conditions of service are beyond our control, users must satisfy themselves that products are suitable for the intended use. No guarantee or warranty is given or implied or that any use of products will not infringe rights belonging to other parties. We reserve the right to change product design and properties without notification.





Smallest bending radius max. 0.6m



One wall entry

Technical Properties Flexalen® 600

Flexalen® 600 is a pre-insulated flexible plastic pipe system produced conform the European standard EN15632-1,3 and KIWA system certified as well as third-party controlled according BRL KOMO 5609-2.

Flexalen® PB service pipe (EN-ISO 15876)

Max. service temperature	95°C
Continuous operating temperature	80°C
Max. operating pressure	8bar (95°C)

Thermal Insulation

Polyolefin foam
Closed-cell structure, CFC-free

Conduit

Polyolefin material
corrugated

Flexalen® 600 Heat losses*

Heat loss q [W/m]

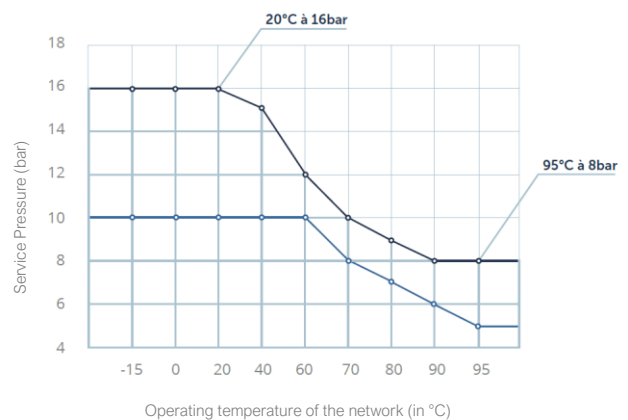
Flexalen® 600 Double line	Average operating temperature T [°C]						
	20°C	30°C	40°C	50°C	60°C	70°C	80°C
32 + 32 / 125	2.8	5.7	8.5	11.3	14.2	17.0	19.8
40 + 40 / 160	2.6	5.1	7.7	10.2	12.8	15.3	17.9
50 + 50 / 160	3.4	6.8	10.1	13.5	17.0	20.3	23.7

Calculation parameter:

λ_{soil} :	1.00 W/m-K
R soil surface to ambient air:	0.0685 m ² -K/W
T _{soil} :	10.0 °C
Soil covering:	0.8 m

The heat loss characteristics are in accordance with the European standard for flexible heating pipes systems EN15632. Heat losses are for the standard Flexalen® 600 pre-insulated pipe.

Flexalen® 600 Pressure rating



— Up to OD110 20°C/16 bar 95°C/8 bar
— ≥OD125 20°C/10 bar 95°C/5 bar



Availability

Available as connection sets and by the meter.



Set Content

Flexalen® 600 HP double pipe with conduits

4x compression fitting SDR11 male thread

2x end caps for quattro pipe

1x trace warning tape, 100m roll



Flexalen® 600 HP				Packaging		Product code	
Service pipe OD x s [mm]	Conduit OD [mm]	Casing pipe OD [mm]	Min. bending radius [m]	Length [m] ¹	Dimensions [cm]	Weight [kg]	
2x 32/3.03	25 + 25	125	0.5	5	145 x 145 x 35	20,5	
				10	145 x 145 x 35	28,7	
				15	145 x 145 x 50	27,5	
				20	145 x 145 x 50	33,8	
2x 40/3.7	32 + 25	160	0.6	5	145 x 145 x 35	28,4	
				10	145 x 145 x 35	32,5	
				15	145 x 145 x 50	42,3	
				20	145 x 145 x 50	52,0	
2x 50/4.6	32 + 25	160	0.6	5	145 x 145 x 35	28,4	
				10	145 x 145 x 50	32,5	
				15	145 x 145 x 50	42,3	
				20	- ²	52,0	

¹ Fixed length, other lengths available on request. Also available without carton as a pipe coil and attached accessories.

² delivered on coil, without cardboard box.

By the meter

Product Code	Dimension	Service pipes OD x e [mm]	Service Pipes [DN]	Service pipes [inch]	Conduit 1	Conduit 2	Casing pipe OD [mm]	Weight [kg/m]	Smallest bending radius [m]	Coil I.D. max. [m]	Coil Width max. [m]	Coil Length max. [m]	Coil O.D. max. [m]
1140-125032-004	32 + 32 / 125	32 x 2.9	25	1"	25	25	125	2,00	0,50	1,50	1,2	300	2,9
1140-160040-004	40 + 40 / 160	40 x 3.7	32	1 1/4"	32	25	160	2,60	0,60	1,50	1,2	150	2,9
1140-160050-004	50 + 50 / 160	50 x 4.6	40	1 1/2"	32	25	160	3,10	0,60	1,50	1,2	150	2,9

Accessories



Compression fitting system



End caps



Wall entries / Annular space sealing



House entry bend



Clamps (recommended)



Warning tape



Full range of accessories and tools